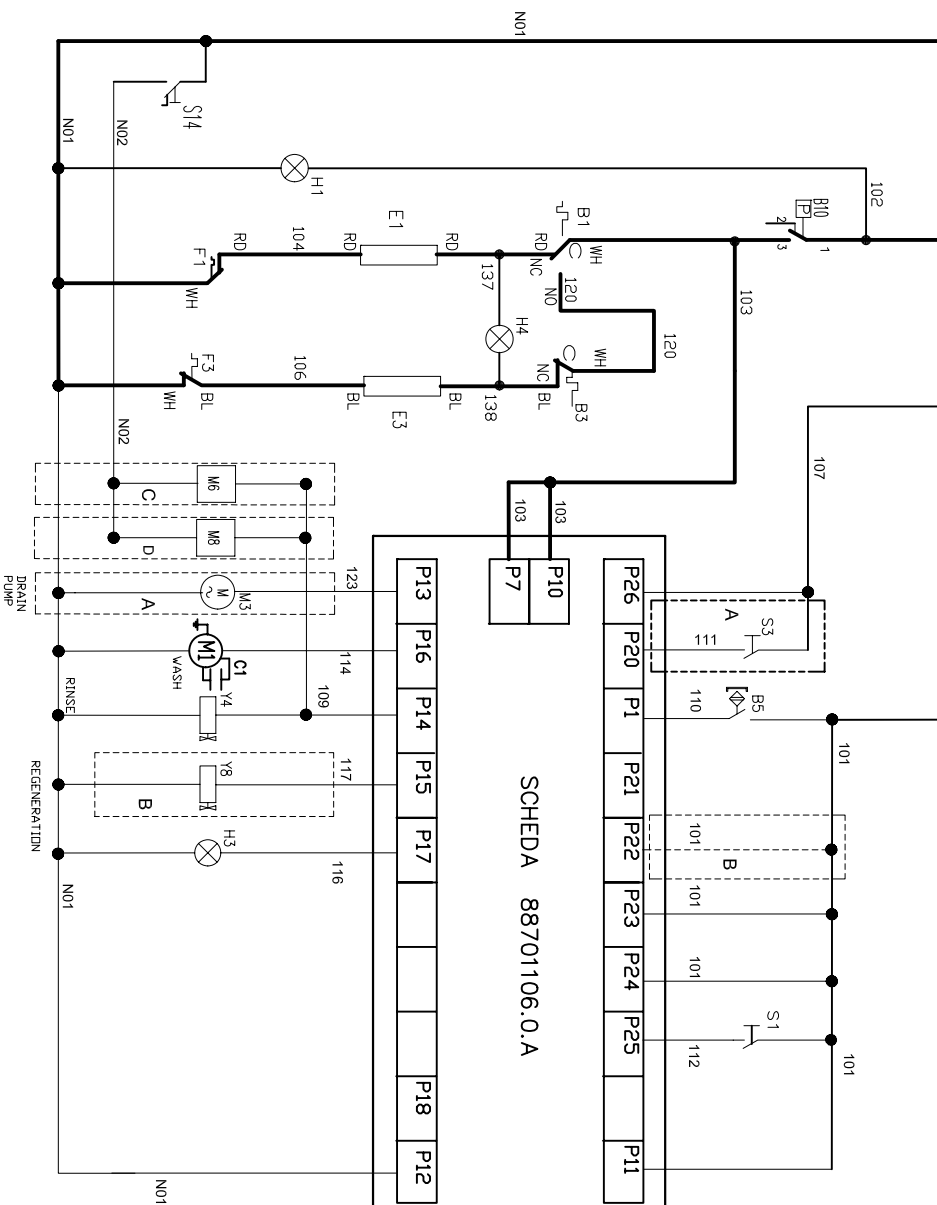
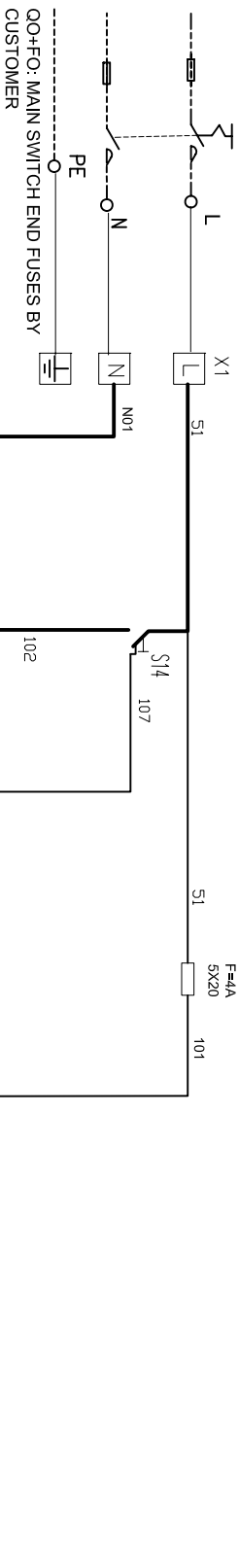


230V 1 ~ 50HZ

Q0 IAN 0.3



SCHEDA 88701106.0.A

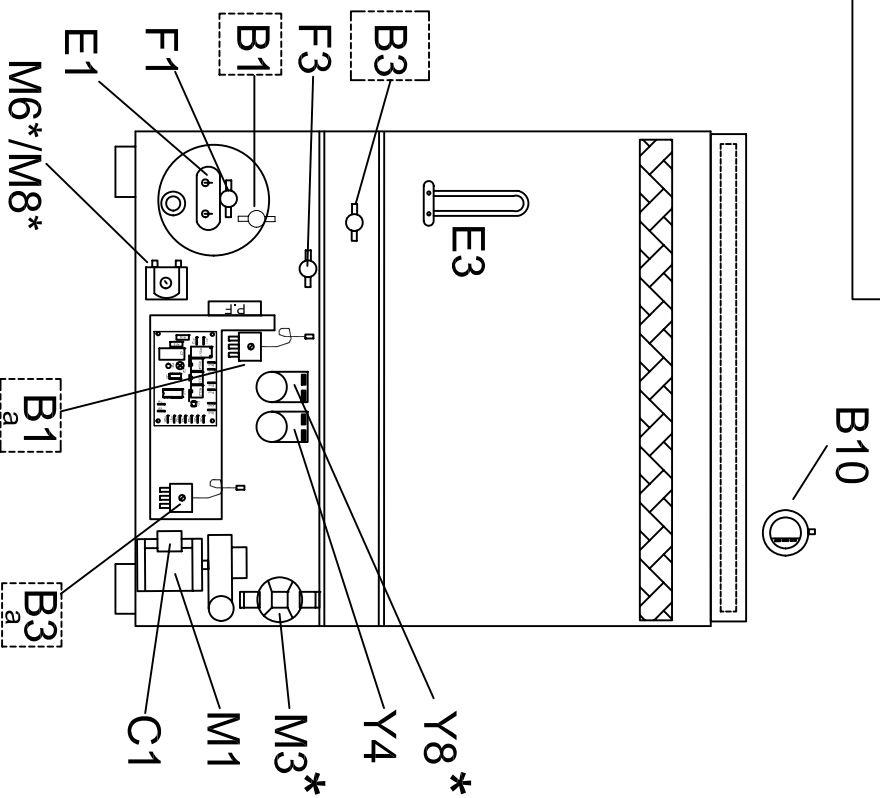
OPTIONAL

A= DRAIN PUMP
 B=REGENERATION
 C=DETERGENT
 D=RINSE AID PUMP
 *F=THERMOSTOP AND SIMULTANEOUSLY RESISTANCES

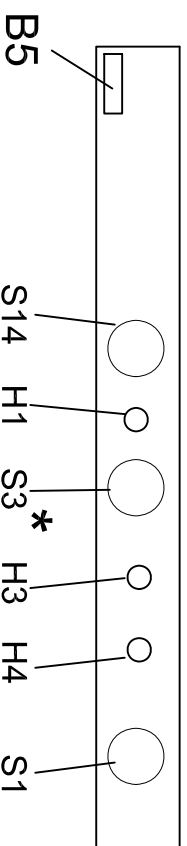
*(LOOK 1087a)

Halcyon Amika 3X & 4X

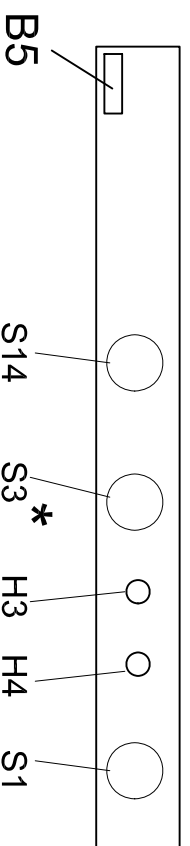
*** OPTIONAL**



-THERE ARE TWO TYPES OF THERMOSTATS:
 1)THE PROBE THERMOSTATS (B1a/B3a);
 2)THE CONTACT THERMOSTATS (B1/B3);
 -IN THE MACHINE USE ONE OR OTHER.



Front panel type 2



Halcyon Amika 3X & 4X

Halcyon Amika 3X & 4X wiring legend

Code	Description
B1	Thermostat boiler
B3	Thermostat wash tank
B5	Door microswitch
B10	Tank level pressure switch
C1	Capacitor wash pump
E1	Boiler element
E3	Wash tank element
F1	Boiler overheat safety thermostat
F3	Wash tank overheat safety thermostat
H1	Power lamp
H3	Cycle lamp
H4	Heating lamp
M1	Wash pump
M3	Drain pump
M6	Detergent pump
S1	Cycle start switch
S3	Drain switch
S14	On/Off switch
Y4	Solenoid valve – Fill/rinse